
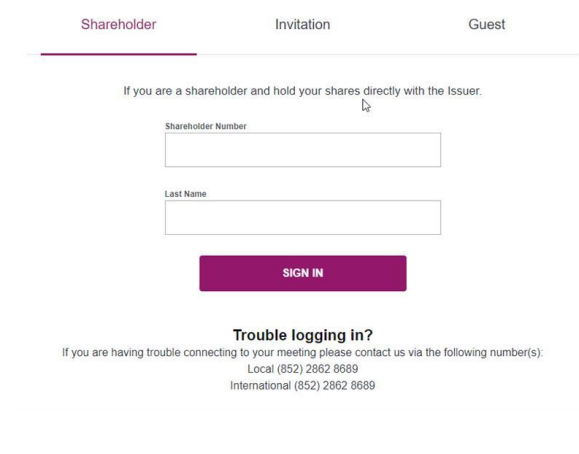
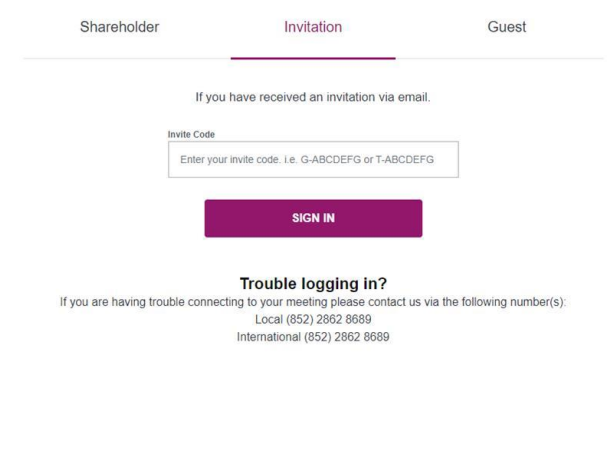
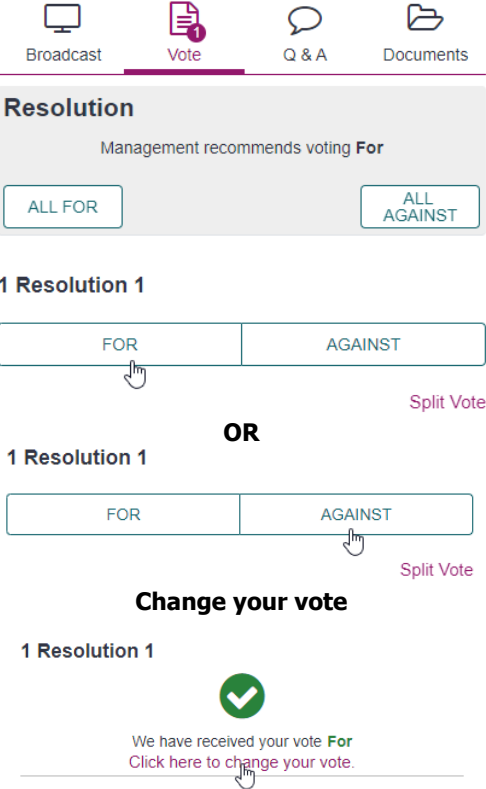
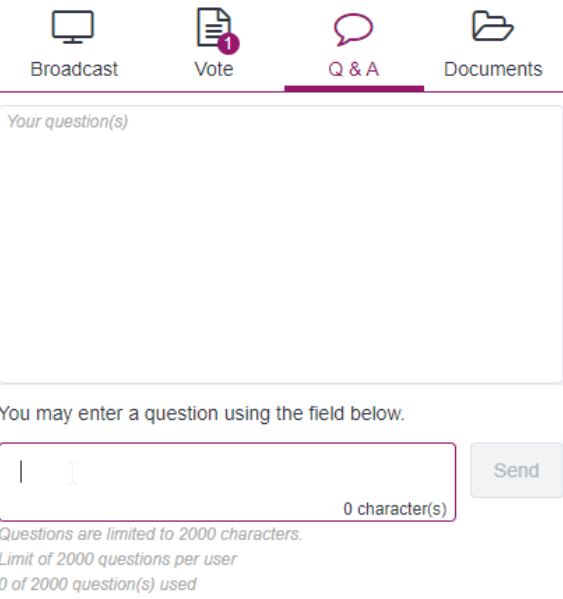
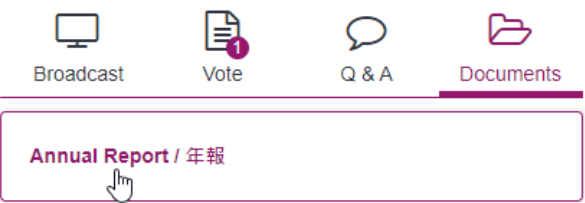


Computershare Online Meeting User Guide

Visit website	Login (Registered Shareholder)	Login (Non-Registered Shareholder)
 <p>Click on “Join Meeting Now”.</p> <p>Please select the display language (English or Chinese) on the top right corner of the Meeting Online Platform.</p>	 <p>If you are a registered shareholder, please select “Shareholder”.</p> <p>Enter your Shareholder Number and Surname. Then, click on “Sign In”.</p> <ul style="list-style-type: none">• Shareholder Number: Please enter the 10-digit shareholder reference number starting with “C” (“SRN”) printed under the barcode on the top right corner of the Company’s notification letter dated 28 June 2022 sent by Computershare.• Last Name: Please enter your surname as registered with Computershare.	 <p>If you are a non-registered shareholder, please select “Invitation”.</p> <p>You would receive an invitation email with meeting URL. Please click on the meeting URL in the invitation email. It will automatically direct you to the meeting page. Your invitation code would be automatically loaded.</p>

Vote	Q & A	Meeting Document(s)
 <p>If you would like to vote, click on "Vote".</p> <p>When the poll is open, a list of all the resolutions and voting choices will be displayed. Scroll through the list to view the resolutions.</p> <p>Please enter your vote(s) as soon as possible when you see the resolution(s). To vote on a resolution, click on one of the voting options ("For" or "Against"). To change your vote, select "Click here to change your vote". The final option you select before the voting closes shall be your final vote for all the resolutions.</p>	 <p>If you would like to submit a question during the Meeting, click on "Q&A".</p> <p>You can submit your question in the text box at the bottom. Your question will only be seen by the Company's representatives but not other attendees in the Meeting.</p>	 <p>If you would like to refer to Meeting documents during the Meeting, click on "Documents" to select the document(s) you would like to read.</p>